

HYDRAULIC EXCAVATOR

takeuchi
Those in the know, know Takeuchi

TB216



Product Features & Specifications

OPERATING PERFORMANCE

Operating Weight	3,902 lb	(1,770 kg)
Max. Bucket Breakout Force	4,250 lb	(1,928 kg)
Max. Arm Digging Force	1,843 lb	(836 kg)
Arm Length	3 ft 8.5 in	(1,130 mm)
Slew Speed	9.2 rpm	
Traction Force	4,361 lb	(1,978 kg)
Ground Pressure	4.3 psi	
Max. Travel Speed		
Low Range	1.4 mph	(2.2 km / hr)
High Range	2.6 mph	(4.2 km / hr)

HYDRAULIC

Total Hydraulic Flow	13.4 gal / min	(50.9 L / min)
Auxiliary Hydraulic Flow	8.9 gal / min	(33.6 L / min)
System Operating Pressure	3,046 psi	(21.0 mpa)

ENGINE

Model / Make	Yanmar / 3TNV74	
Displacement	60.0 cu in	(.99 L)
Horsepower @ 2,400	15 hp	(11.2 kW)
Max. Torque @ 1,800 rpm	38.2 ft-lb	(51.8 Nm)

FLUID CAPACITIES

Engine Lubrication	4.5 qt	(4.3 L)
Cooling System	4.0 qt	(3.8 L)
Fuel Tank Capacity	5.8 gal	(22.0 L)
Hydraulic Reservoir Capacity	4.2 gal	(16.0 L)
Hydraulic System Capacity	6.5 gal	(24.5 L)



Multi-Informational Display



Retractable Undercarriage



Long Arm w/ Thumb Mount



Operator's Station

ENGINE

- U.S. EPA Final Tier 4 Emission Compliant
- Engine Preheat
- Extended Life Coolant
- Dual Element Air Filters
- Automatic Fuel Bleed System

ELECTRICAL

- Multi-Informational Display
- Visual Indicator for Engine Preheat, High Speed, Water Temp and Fuel Gauge
- Function Keys Transition Between Hour / Trip Meter, Time and Alarm, and Contrast Adjustment
- Hour Meter
- Travel Alarm

UNDERCARRIAGE AND FRAME

- Triple Flanged Track Rollers
- Hydraulically Retractable Track Frame
- Low and High Range Travel with Auto Downshift
- Adjustable Width Backfill Blade
- Cast Iron Wrap Around Protective Counterweight
- 9" Rubber Track

HYDRAULIC

- Variable Displacement Piston Pumps
- Cushioned Boom and Swing Cylinders
- Pilot Operated Joystick Controls
- Hydraulic Oil Cooler
- Steel Hydraulic Tank with Fluid Level Sight Gauge
- Primary Auxiliary Circuit Plumbed to Arm with 1-Way and 2-Way Operation

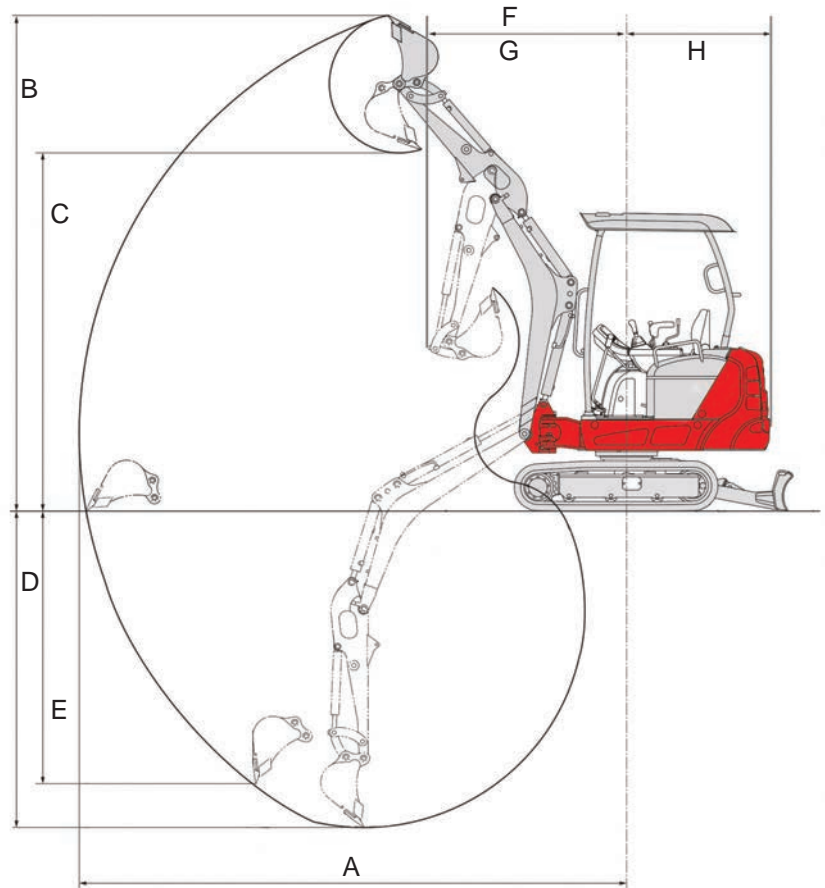
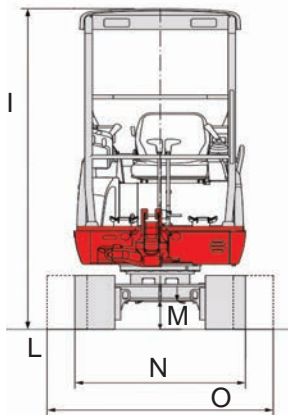
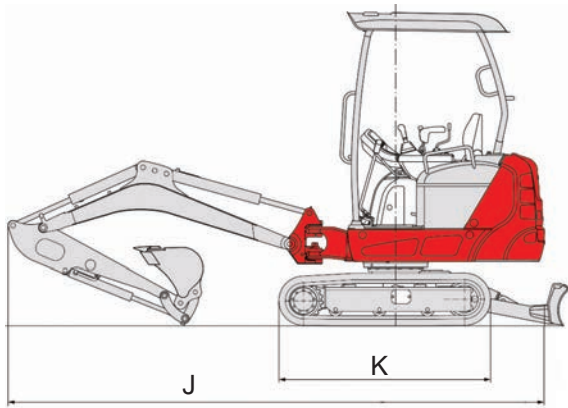
WORKING EQUIPMENT

- Top Mount Boom Cylinder
- Hydraulic Hoses Protected Inside of Boom and Arm
- Long Arm with Integrated Thumb Mount
- Dual Pin Position Bucket (optional)
- Mechanical Bucket Quick Coupler (optional)
- Main Pin Hydraulic Thumb (optional)

OPERATOR'S STATION

- ROPS / TOPS / FOPS Four Post Canopy
- Pattern Change Valve (ISO or SAE)
- Suspension Seat with Fore and Aft Adjustments
- Auxiliary Hydraulics Controlled with Foot Pedal
- 2" Retractable Seat Belt
- 3" Non-retractable Seat Belt (optional)

TB216 Compact Excavator



MACHINE DIMENSIONS

A	Maximum Reach	13 ft 5.0 in	(4,090 mm)
B	Maximum Dig Height	12 ft 3.2 in	(3,740 mm)
C	Maximum Dump Height	8 ft 10.5 in	(2,705 mm)
D	Maximum Dig Depth	7 ft 10.0 in	(2,390 mm)
E	Maximum Vertical Dig Depth	6 ft 9.1 in	(2,060 mm)
F	Front Swing Radius	4 ft 10.3 in	(1,480 mm)
G	Front Swing Radius (Offset)	3 ft 9.4 in	(1,155 mm)
H	Tail Swing Radius	3 ft 6.3 in	(1,075 mm)
I	Transport Height	7 ft 4.8 in	(2,255 mm)
J	Transport Length	12 ft 8.3 in	(3,870 mm)
K	Undercarriage Length	4 ft 11.9 in	(1,520 mm)
L	Track Width	9.0 in	(230 mm)
M	Ground Clearance	8.1 in	(205 mm)
N	Track Width Retracted	38.6 in	(980 mm)
O	Track Width Extended	51.2 in	(1,300 mm)



Top Mounted Cylinder



Convenient Filter Access



High Capacity Cooling



Two-Speed Travel

The TB216 has a wide range of features to make any job easier. Standard equipment includes an improved multi-informational display, automatic, load sensing two-speed travel, pilot operated joystick controls, long arm with integrated thumb mount, a high capacity cooling system, and convenient filter and service access.

The boom comes equipped with a topside boom cylinder and the hydraulic plumbing is well protected within the boom and arm.

Auxiliary hydraulics and boom pivot are controlled using the foot pedals located on the left and right side of the floor, and a pattern change valve is conveniently positioned inside the seat pedestal.

The TB216 is rugged, dependable, and productive. It provides exceptional value, and demonstrates outstanding performance.



2 YEAR
2,000 HOUR
FULL MACHINE
WARRANTY

Easy Maintenance and Service Access